



Year 1: Spring Term



Design Technology

- Mechanics—levers, sliders, wheels and axels (transport)
- Digital Media—designs and products
- Textiles—using templates and join with running stitch

Geography

- Locality - Investigate the countries and capitals of the UK and surrounding seas. Include London, Harlow, Colchester, Chelmsford and Ongar.
- Explore weather and climate in UK, local area and for farmers. Weather instruments.
- Local area and Farming

Art and Design

Skills focus – collage textiles and digital media

- Mix texture (background for collage from digital medial)
- Collaging, use a combination of materials
- Join using glue
- Digital media – create a background and add set pictures of UK landmarks. Add in overlays eg. Stonehenge/giants causeway, London eye etc
- Animals and habitats as collage
- Significant artist: : [Henri Rousseau – Tiger in a tropical storm](#)

Science

Spring 1	Spring 2
Materials – practical uses of everyday materials <i>know object and material it is made from.</i> <i>Identify name and describe everyday materials—wood, plastic, glass etc</i>	Materials – practical uses of everyday materials <i>Properties of everyday materials</i> <i>Compare and group according to physical properties</i>

History

- Investigate significant historical events, people and places in our own locality
- History of farming in our local area, significant farmers in our area (Sayers, Gemmill, Padstow).
- Patron Saints of UK

PSHE

Spring 1	Spring 2
Healthy Relationships	Family Life
Talking about our feelings Friendships and being a good friend Bad secrets Class Dojo - empathy	Families who give us love My home Circle Time



RE

Spring 1	Spring 2
<i>Why are symbols and artefacts important to some people?</i>	<i>Why does Easter matter to Christians?</i>
Judaism Focus	Christianity Focus
Human/Social Sciences	Theology

Music

- Skills focus – Listen & respond**
- Singing and rhythm—respond
- Use percussion for composition
- Vivaldi—four seasons*

Computing

Using Software

Skills focus – Information Technology

- Creating Media – Digital Writing
- To be able to login to Google Classroom and add text to a Google Document
- To know how to add and remove text in a document
- Create a background and overlay landmarks (link Art and DT)

PE

Spring 1	Spring 2
Outdoor Attacking and defending skills Indoor Shapes and balances	Outdoor Health and Fitness (SAQ) or Forest school Indoor Yoga/ Mindfulness




English

Key Texts: Farmer Duck by Martin Waddell, Wild by Emily Hughes , A house in the woods By Inga Moore,

Visual Literacy—Toy Story

Writing focus: Diary writing, blurbs, character description

Grammar focus: Full stops, capital letters, full sentences



Pupils will be in their RWInc groups being taught within a small group at the appropriate level for them to make progress—please support this by reading at home with your child and watch the videos sent home on seesaw.

Maths

Year 1 Overview

	Week 1	Week 2	Week 3	Week 4	Week 5	Week 6	Week 7	Week 8	Week 9	Week 10	Week 11	Week 12
Autumn	Number: Place Value (within 10)			Number: Addition and Subtraction (within 10)			Geometry: Shape	Number: Addition and Subtraction cont'	Number: Place Value (within 20)			
Spring	Recap	Measurement: Length and Height	Number: Addition and Subtraction (within 20)			Measurement: Weight and Volume		Number: Place Value (within 50)			Recap	
Summer	Recap	Number: Multiplication and Division		Geometry: Pos' and dir'	Number: Fractions		M/ment: Money	Number: Place Value (within 100)	Measurement: Time			

Please refer to our curriculum progression documents on our website for further information

