



# Year 2: Spring Term



## Design Technology

- Mechanics—levers, sliders, wheels and axels (transport)
- Digital Media—designs and products
- Textiles—using templates and join with running stitch

## Geography

Locality - Investigate the countries and capitals of the UK and surrounding seas. Include London, Harlow, Colchester, Chelmsford and Ongar.  
 Explore weather and climate in UK, local area and for farmers. Weather instruments.  
 Local area and Farming

## Art and Design

### Skills focus – collage textiles and digital media

Mix texture (background for collage from digital media)  
 Collaging, use a combination of materials  
 Digital media – create a background and add set pictures of UK landmarks. Add in overlays eg. Stonehenge/giants causeway, London eye etc  
 Animals and habitats as collage  
 Significant artist: : [Henri Rousseau – Tiger in a tropical storm](#)  
 Outdoor learning: Use weaving to create a pattern  
 Use plaiting. Use dip dye techniques

## Science

Spring 1	Spring 2
<b>Materials</b> — practical uses of everyday materials Identify / compare suitability of everyday materials Forces—basic movements of materials	<b>Plants</b> — observe and describe growth conditions Bulbs / seeds Healthy plants

## History

Investigate significant historical events, people and places in our own locality  
 History of farming in our local area, significant farmers in our area (Sayers, Gemmill, Padstow).  
 Patron Saints of UK

Values: Peace/Justice and Humility

## PSHE

Spring 1	Spring 2
<b>Healthy Relationships</b> Feelings Managing feelings & behaviour Listening to others Safe/unsafe touching	<b>Family Life</b> Respecting similarities/ differences in families and beliefs Sharing ideas and views



## RE

Spring 1	Spring 2
<i>What does it mean to belong to the Jewish community?</i>	<i>What questions do religious stories make us ask?</i>
Judaism focus	Christianity Focus
Human / social sciences	Philosophy

## Music

**Skills focus – Listen & respond**  
 Singing and rhythm—respond  
 Orchestra  
 Compose using percussion

## Computing

**Using Software**  
**Skills focus – Information Technology**  
 Creating media—digital writing (font text etc) and adding pictures // photographs  
 Pictograms (link with maths)

## PE

Spring 1	Spring 2
<b>Outdoor</b> Using space, attacking & defending skills or forest school	<b>Outdoor</b> Health & Fitness or Forest School
<b>Indoor</b> Shapes & balances in gymnastics	<b>Indoor</b> Yoga




**English**

**Key Texts:** The Wolf , The Duck and the Mouse by Mac Barnett, Where do clothes come from? By Chris Butterworth, The Night Gardener by The Fan Brothers

**Visual Literacy—Toy Story**

**Writing focus:** Retelling story from different viewpoints, explanation text, factual writing, setting descriptions

**Grammar focus:** Full stops, capital letters, statements, commands, questions, exclamations, adjectives, verbs, adverbs



Some pupils will remain on RWInc being taught within a small group at the appropriate level for them to make progress.

Please refer to our curriculum progression documents on our website for further information

**Maths**

Year 2 Overview

Term	Week 1	Week 2	Week 3	Week 4	Week 5	Week 6	Week 7	Week 8	Week 9	Week 10	Week 11	Week 12
Autumn	Number: Place value			Geometry: Shape			Number: Addition and subtraction					
Spring	Statistics	Number: Multiplication and division					Measurement: Length and height	Measurement: Money	Recap and assessment			
Summer	Number: Fractions		Measurement: Time			Geometry: Position and direction	Measurement: Mass, capacity and temperature				Recap and assessment	

